



1-800-779-2102

Mon – Thurs: 8:00am - 5:00pm | Friday: 8:00am - 4:00pm CST

**INSPECT YOUR PRODUCT FOR DAMAGE & MISSING
PARTS BEFORE PROCEEDING TO INSTALLATION**

PROCEDURE FOR RETURNS OR MISSING HARDWARE

-PLEASE CONTACT THE ORIGINAL POINT OF PURCHASE FOR:
SHIPPING DAMAGE, RETURNS, OR WARRANTY CLAIMS

-CONTACT DEE ZEE DIRECTLY FOR MISSING PARTS OR HARDWARE

WWW.DEEZEE.COM

REGISTER YOUR PRODUCT ONLINE: www.deezee.com/registration

VIEW INSTRUCTIONS ONLINE: www.deezee.com/instructions

⚠ WARNING: Cancer and Reproductive Harm
www.P65Warnings.ca.gov

Operating, servicing, and maintaining a passenger vehicle can expose you to chemicals such as lead, phthalates, engine exhaust, and carbon monoxide that are known to the State of California cause cancer and birth defects or other reproductive harm. To minimize exposure, service your vehicle and its accessories in a well-vented area and wear gloves or wash your hands frequently.



DEE ZEE, INC. WARRANTY AGREEMENT

Dee Zee, Inc. guarantees the original purchaser a limited lifetime warranty against manufacturer defects in materials, workmanship, and design under normal use, excluding damage resulting from road hazards such as gravel or other debris, product misuse, improper installation, impairments from accidents, product modifications, improper repairs, spills, vandalism, product neglect, or acts of God.

This warranty applies only to the original purchaser of new product(s) and is limited to the replacement of genuine Dee Zee products. Modification of any kind to Dee Zee products voids all warranty coverage. Warranty does not include electrical components, installation, cost of removal, labor, transportation costs, loss of use, inconvenience, or consequential damages.

WARRANTY COVERAGE - MATERIALS & WORKMANSHIP

LIMITED LIFETIME WARRANTY:

- STAINLESS STEEL: Side Steps, Grill Guards, Bull Bars, Bed Caps, and Side Rails
- ALUMINUM: Side Steps, Running Boards, Storage Boxes, Transfer Tanks, Bed Protection, Side Rails, Invis-A-Racks, and Cab Racks
- PLASTIC: Storage Boxes
- OTHER: Front and Rear Bumpers

THREE-YEAR WARRANTY:

- POWDER-COATED / E-COATED STEEL: Side Steps, Running Boards, Storage Boxes, Transfer Tanks, Cab Racks, Sport Bar Ladder Racks, Cargo Carriers, Mounting Brackets (NX, Rough Step, and Bumper Guards only)
- OTHER: Tailgate Assist, Bed Mats, Floor Mats, Auxiliary Fuel Connection Kits, and All Products Not Otherwise Listed Individually

WARRANTY COVERAGE – FINISH PROTECTION

The finish of all Dee Zee products is covered for one-year (1) from the date of purchase. Dee Zee products have a high quality finish that must be cared for and maintained like any other exposed finish on the vehicle. Protect the finish with non-abrasive automotive wax (e.g. Pure Carnauba) on a regular basis. Applying soaps, polishes, or waxes that contain an abrasive compound may scratch the finish and leave the exposed material susceptible to corrosion.

WARRANTY COVERAGE – COMPONENT PARTS

Operational items such as shocks, latches, hinges, and wear items including, but not limited to, mud flaps, step pads, toolbox tray, end caps, hardware, seals, etc. have a one-year (1) warranty. Replacement component parts can be ordered via credit card (MasterCard or VISA) by calling 1-800-779-2102. All replacement parts are non-returnable and non-refundable.

GPI® FUEL PUMPS & ACCESSORIES

All Great Plains Industries (GPI) products, including transfer tank pumps and fuel meters are covered by GPI's warranty policies. Dee Zee's warranty terms do not apply to GPI products. To submit a warranty claim, please contact GPI at 1-800-835-0113 or visit www.gpi.net.

WARRANTY SUBMISSION PROCEDURE

All warranty claims will be initiated at the place of purchase. The original purchaser will be required to present the original sales receipt with purchase date shown and provide photographs of the defect.

In the event the originally purchased product style is no longer available, Dee Zee will warranty the defective part with a current equivalent. If a comparable product is no longer available, the product would be returned to the store of purchase for a refund or the applicable cost difference can be paid to choose an alternate style.

DISCLAIMER

All products are sold as appearance accessories and should not be relied upon as protection for the vehicle or its occupants in the event of an accident. Vehicles equipped with a supplemental restraints system (air bags) deployed by impact and collision avoidance systems should not be modified in any way. Always consult the vehicle manufacturer if you have any questions regarding supplemental restraint systems and sensors.

Buyer must accommodate front and rear sensors during product installation and assumes all risk should these be tampered, rerouted, severed, or disconnected. This includes disabling visual, audio, or vibration alerts into the cab. Buyer assumes all risk and responsibility for wiring any supplemental auxiliary lights.

Buyer assumes all risk, liability, and cost for the installation and use of Dee Zee products. Dee Zee, Inc. assumes no liability for injury, loss, incidental or consequential damages in the event of an accident.



Thank you for choosing Dee Zee to add function and accessorize your vehicle. Dee Zee has been a staple brand in the truck accessory market since 1977 and we hold a reputation of quality manufacturing based in America's Heartland. Our products are born through careful engineering and backed by industry leading warranty programs. We appreciate the opportunity to serve you and your vehicle!

Review the instruction pages in their entirety to prepare the required tools

Warning: Please check for wiring or other obstructions before drilling any holes in the vehicle. If it is necessary to drill any holes, Dee Zee recommends putting a sealant or rust inhibitory around all holes drilled into the body of the vehicle.

It is the sole responsibility of the vehicle owner to check for tire clearance. It is unlawful and dangerous to ride on any external vehicle step while the vehicle is in motion.

Cleaning: To be entitled to all warranty rights offered with the product, Dee Zee steps need to be cleaned regularly with a mild detergent. Do NOT use abrasive cleaners. For stainless steel products, the application of a high grade automotive wax is recommended.



Dee Zee Cares - Please Recycle

For an electronic version of these instructions visit: www.deezee.com/instructions

Register your product online: www.deezee.com/registration

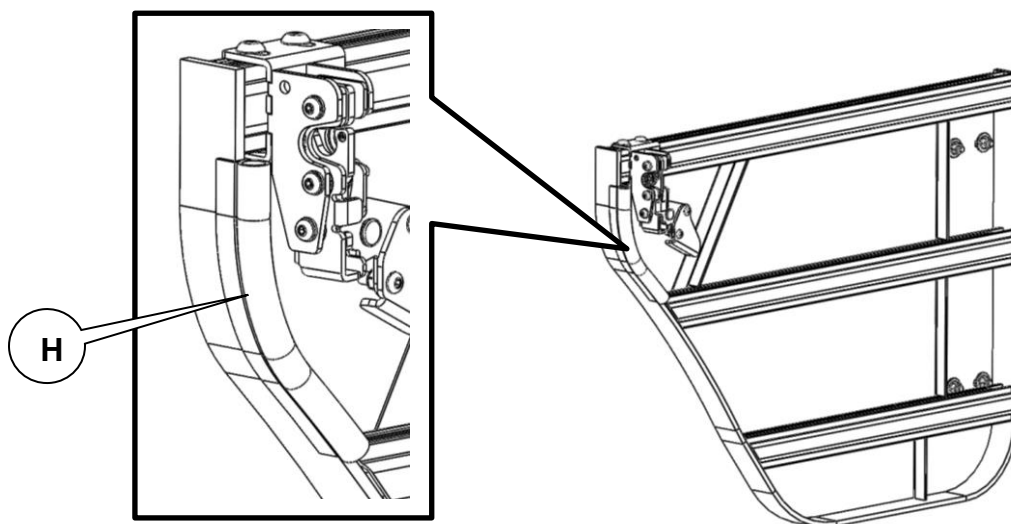
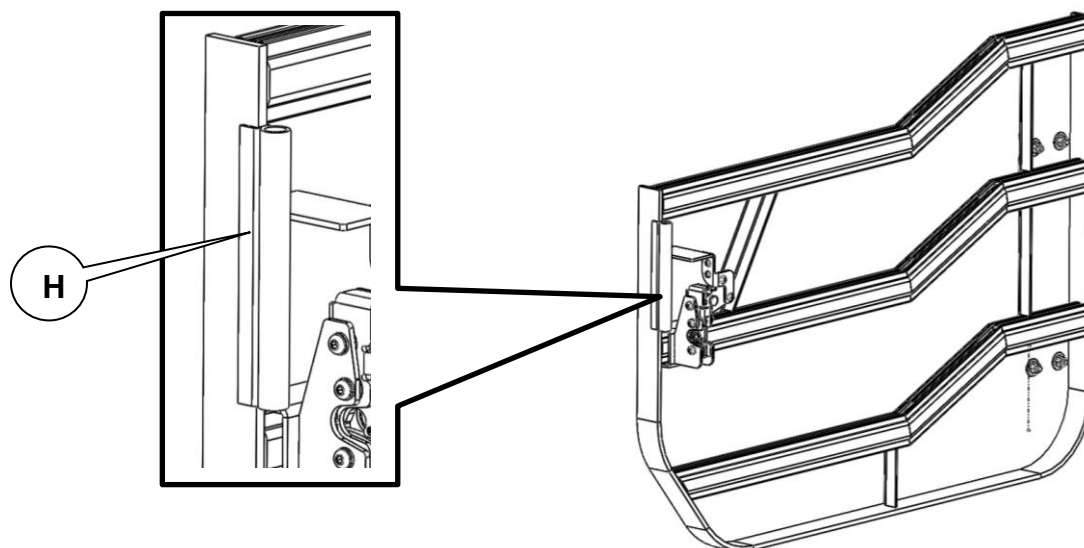
JL Door Adjustment & Installation Instructions

DZ 4454JL, DZ 4455JL Jeep Wrangler JL 2019-Current

<div data-bbox="105 210 170 283">A</div> <div data-bbox="186 210 397 241">Driver Front Door</div> <div data-bbox="227 241 470 472"> </div> <div data-bbox="113 483 552 525"> JD-JLLF-ASSM X1 </div>	<div data-bbox="597 210 662 283">B</div> <div data-bbox="678 210 950 241">Passenger Front Door</div> <div data-bbox="714 241 958 483"> </div> <div data-bbox="600 483 1023 525"> JD-JLRF-ASSM X1 </div>	<div data-bbox="1084 210 1149 283">C</div> <div data-bbox="1166 210 1372 241">Driver Rear Door</div> <div data-bbox="1144 241 1404 472"> </div> <div data-bbox="1404 357 1534 441"> Only in DZ 4454JL </div> <div data-bbox="1079 483 1518 525"> JD-JLLR-ASSM X1 </div>
<div data-bbox="105 556 170 630">D</div> <div data-bbox="186 556 446 598">Passenger Rear Door</div> <div data-bbox="219 598 479 840"> </div> <div data-bbox="113 735 251 819"> Only in DZ 4454JL </div> <div data-bbox="105 850 552 892"> JD-JLRR-ASSM X1 </div>	<div data-bbox="597 556 662 630">E</div> <div data-bbox="690 556 852 588">Limiter Strap</div> <div data-bbox="682 630 982 819"> </div> <div data-bbox="600 850 1031 892"> JPDR014 X4 </div>	<div data-bbox="1084 556 1149 630">F</div> <div data-bbox="1177 556 1502 619">8mm X 20mm Square Head Bolt</div> <div data-bbox="1250 630 1421 829"> </div> <div data-bbox="1079 850 1502 892"> PN 524 X6 </div>
<div data-bbox="105 919 170 993">G</div> <div data-bbox="186 919 446 961">8mm Hex Flange Nut</div> <div data-bbox="267 997 438 1186"> </div> <div data-bbox="113 1218 552 1260"> PN 526 X6 </div>	<div data-bbox="597 919 662 993">H</div> <div data-bbox="690 919 852 961">Bulb Gasket</div> <div data-bbox="706 976 990 1186"> </div> <div data-bbox="600 1218 1039 1260"> GSK-32 X4 </div>	<div data-bbox="1071 913 1315 955">Required tools</div> <div data-bbox="1112 955 1299 1071"> </div> <div data-bbox="1112 1092 1234 1207"> 10mm 13mm T45 Torx </div> <div data-bbox="1331 934 1550 997"> </div> <div data-bbox="1331 997 1518 1102"> Allen Wrench 4mm 5mm </div> <div data-bbox="1315 1102 1461 1218"> </div> <div data-bbox="1307 1228 1477 1260"> Wire cutters </div>

1

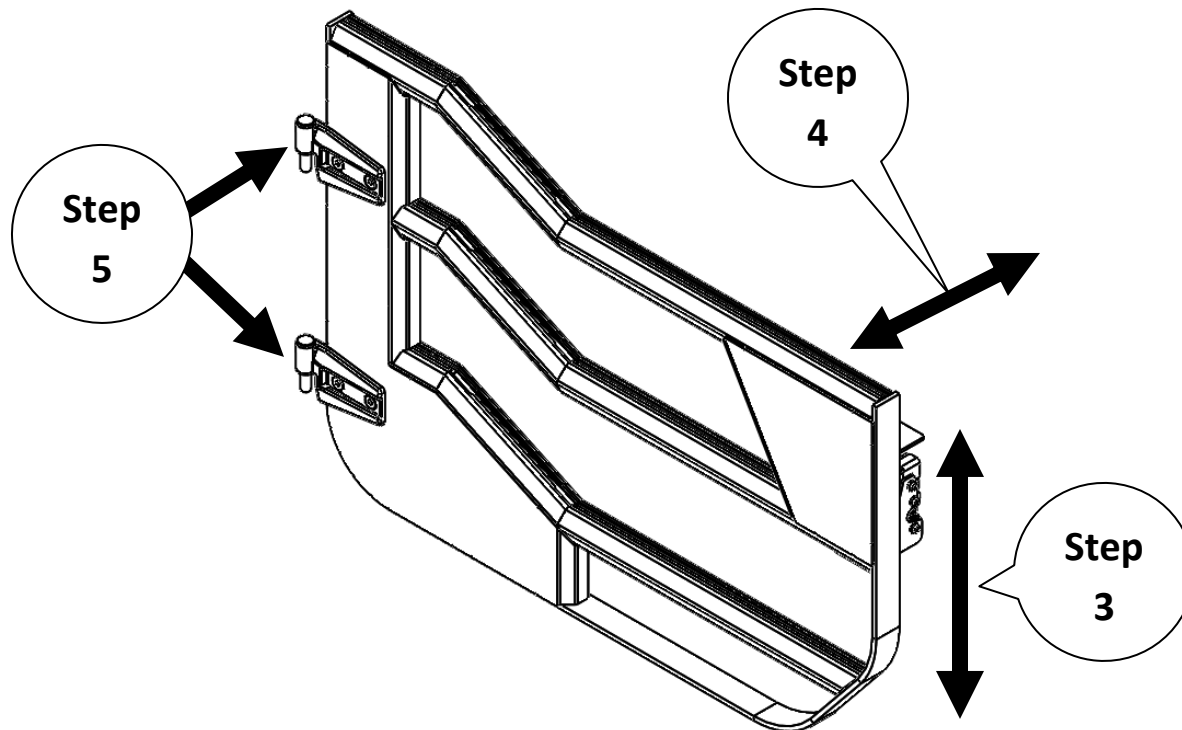
First Install the gasket (H) on the door frame between the top and middle bar. Press firmly to ensure the gasket is fully installed.

**2**

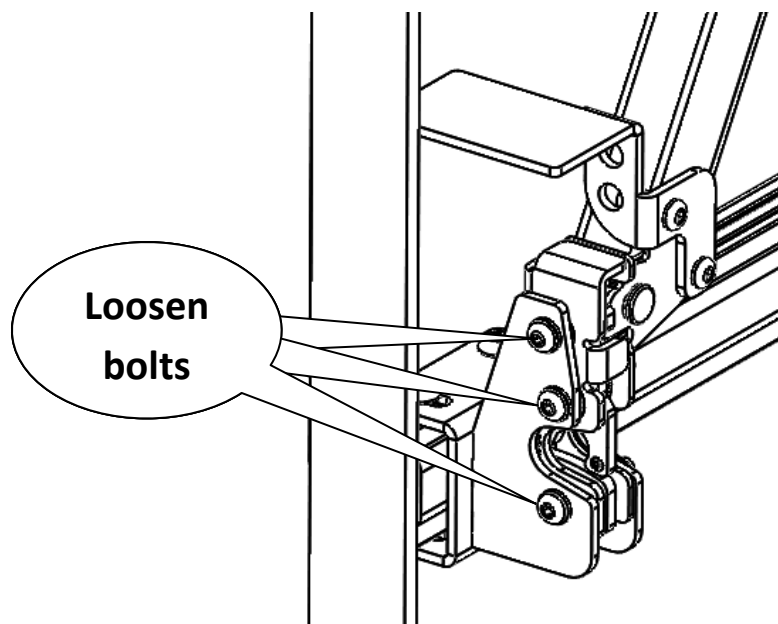
Refer to Owner's manual to remove factory doors from vehicle. To Install Dee Zee Jeep doors, reverse the steps in the Owner's manual where it applies.

3

Dee Zee Jeep Doors are set to a fixture, vehicles may vary and the doors may have to be adjusted. To adjust doors up and down go to step 3. To adjust doors in and out go to step 4. To adjust hinges go to step 5.

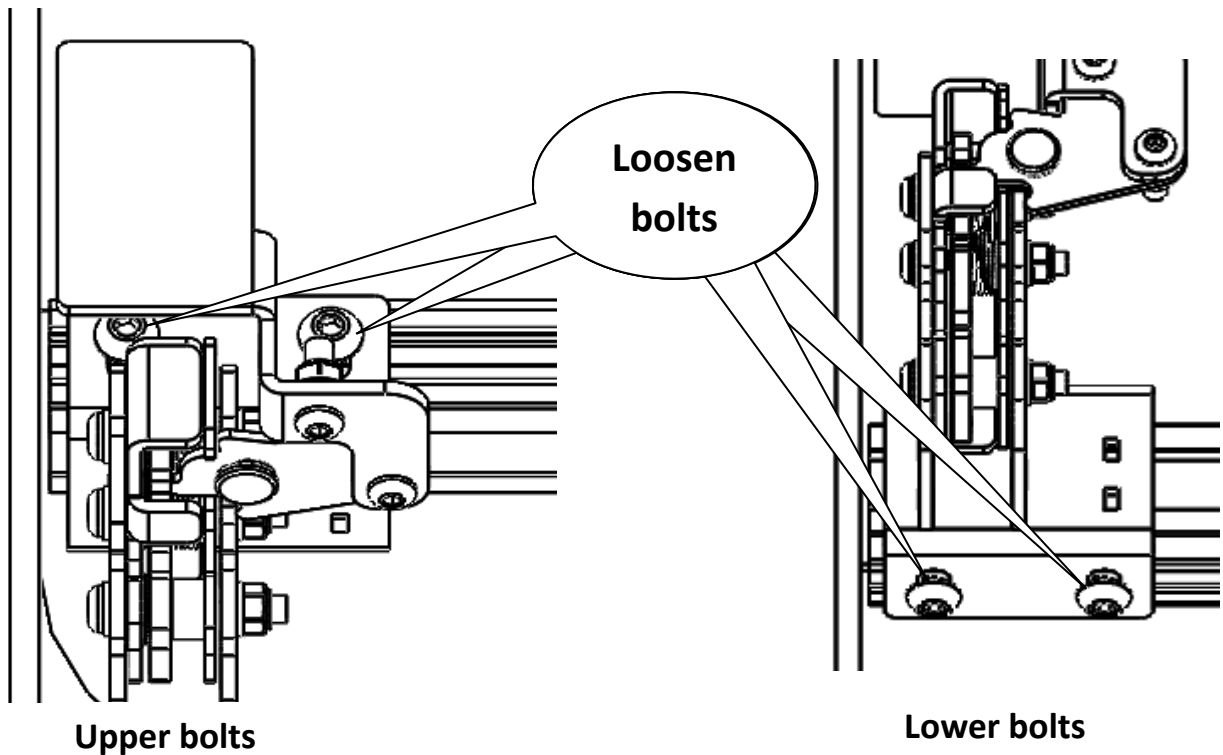
**4**

To adjust doors up and down use a 4mm Allen wrench and a 10mm wrench to loosen the 3 bolts and move latch up or down. Once adjusted, fully tighten hardware.

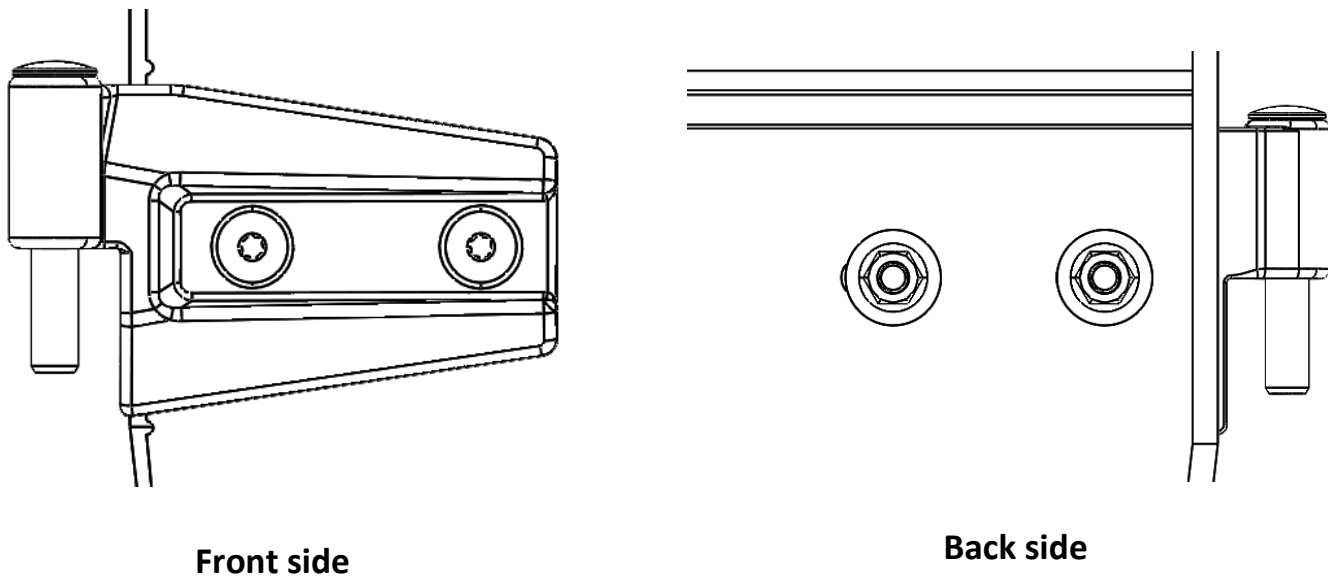


5

To adjust doors in and out use a 5mm Allen wrench to loosen the 4 bolts and move latch in or out. Once adjusted, fully tighten hardware.

**6**

To adjust hinges use a T45 Torx and a 13mm wrench. Once adjusted, fully tighten hardware.



- 7** To install limiter strap, First install bolt (F) in channel. Then install strap (E) with the ring on the bolt (F) and install the nut (G). Place door on Jeep and move limiter to desired position and Fully tighten nut.

